



At Fairmont Tremblant, the best of Québec's great outdoors is right outside your window—the perfect backdrop for your next social event or meeting. Whether it's a grand fairytale wedding or an intimate gathering of executives, you're sure to find the ideal event space among our 2,000 square metres (22,000 square feet) of ballrooms, boardrooms and more. Plus, you'll have access to our event staff, inspiring menus and state-of-the-art audiovisual equipment to bring it all to life.

SEE AND DO

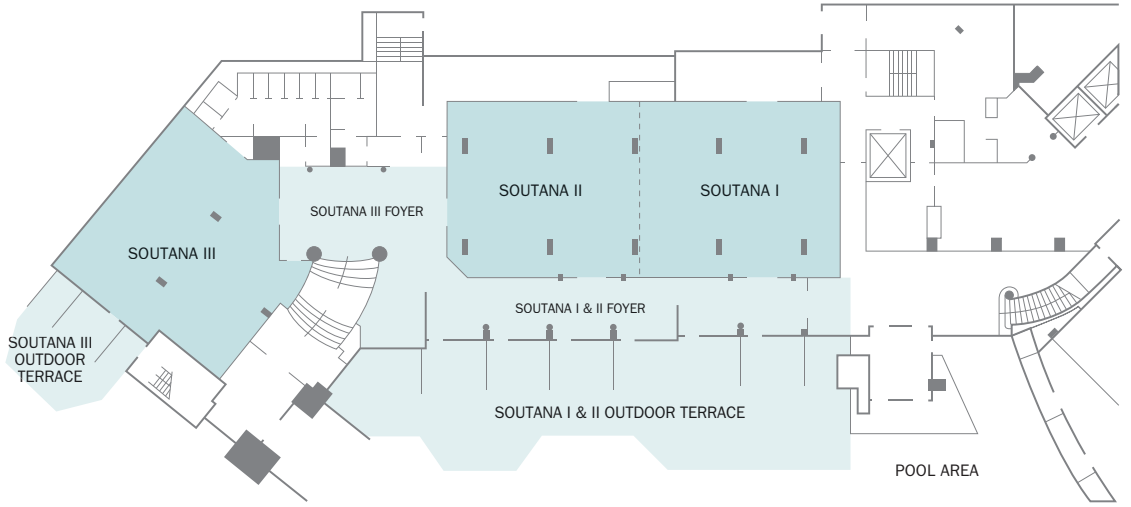


Fairmont Tremblant
3045 Chemin de la Chapelle
Mont-Tremblant, Québec
Canada J8E 1E1
T +1 819 681 7000
F +1 819 681 7099
fairmont.com/tremblant
fairmonttremblant@fairmont.com

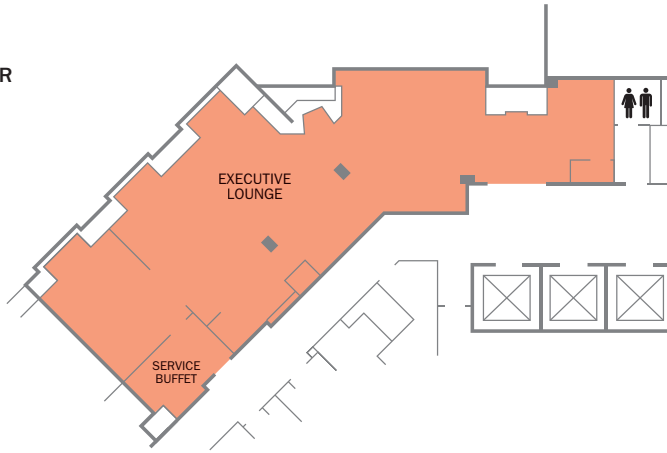
Fairmont
TREMBLANT

FLOOR PLAN

MAIN HOTEL TERRACE LEVEL



MAIN HOTEL 7TH FLOOR

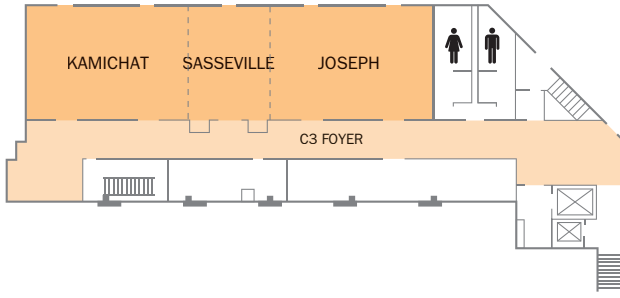


CAPACITY CHART

	OVERALL DIMENSIONS		SQUARE		HEIGHT		CAPACITIES									
	FEET	METRES	FEET	METRES	FEET	METRES	THEATRE	RECEPTION	CONFERENCE	CLASS-ROOM	ROUNDS OF 10	CRESCENT ROUNDS 6	U-SHAPE	HOLLOW SQUARE	BOOTHS 8'X10'	BOOTHS 10'X10'
MAIN HOTEL TERRACE LEVEL																
SOUTANA I	40'x37'	12.2x11.3	1,570	146	9'	2.7	108	150	32	51	120	72	32	36	5	4
SOUTANA II	40'x37'	12.2x11.3	1,570	146	9'	2.7	96	150	32	51	120	72	32	36	5	4
SOUTANA III	42'x41'	12.8x12.5	1,585	147	9'	2.7	80	125	34	45	110	48	20	24	7	6
SOUTANA I & II	83'x37'	25.3x11.3	3,050	283	9'	2.7	220	300	64	102	240	144	64	72	10	8
SOUTANA I, II & III FOYER	-	-	1,952	181	9'	2.7	-	150	-	-	-	-	-	-	6	2
SOUTANA I & II OUTDOOR TERRACE	-	-	-	-	-	-	-	150	-	-	80	-	-	-	-	-
SOUTANA III OUTDOOR TERRACE	-	-	-	-	-	-	-	75	-	-	50	-	-	-	-	-
7TH FLOOR																
EXECUTIVE LOUNGE	-	-	-	-	-	-	-	75	-	-	60	-	-	-	-	-

FLOOR PLAN

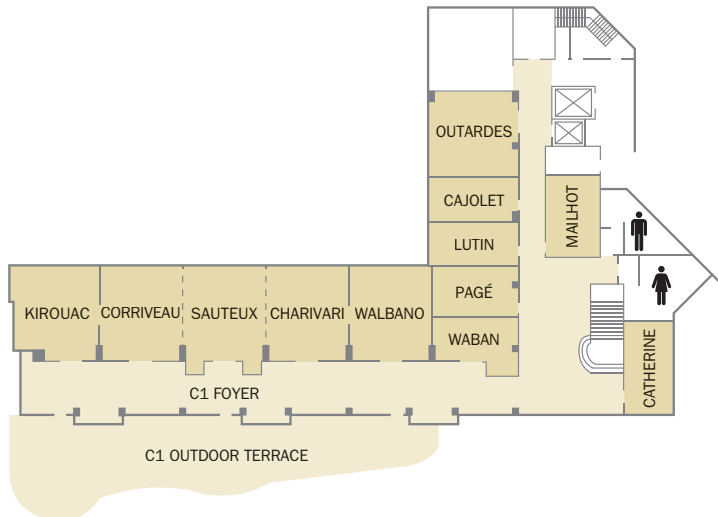
CONVENTION CENTRE LEVEL C3



CONVENTION CENTRE MAIN LEVEL C2



CONVENTION CENTRE LEVEL C1



CAPACITY CHART

	OVERALL DIMENSIONS		SQUARE		HEIGHT		CAPACITIES									
	FEET	METRES	FEET	METRES	FEET	METRES	THEATRE	RECEPTION	CONFERENCE	CLASS-ROOM	ROUNDS OF 10	CRESCENT ROUNDS 6	U-SHAPE	HOLLOW SQUARE	BOOTHS 8'X10'	BOOTHS 10'X10'
CONVENTION CENTRE LEVEL C3																
KAMICHAT	41' x 30'	12.5 x 9.1	1,230	114	9'	2.7	125	110	36	60	100	60	39	54	8	8
SASSEVILLE	21' x 30'	6.4 x 9.1	630	59	9'	2.7	60	50	22	24	50	30	24	30	4	4
JOSEPH	41' x 30'	12.5 x 9.1	1,230	114	9'	2.7	125	110	36	60	100	60	39	54	8	8
KAMICHAT & SASSEVILLE & JOSEPH	103' x 30'	31.4 x 9.1	3,090	287	9'	2.7	350	260	-	148	270	162	-	-	20	20
C3 FOYER	-	-	1,400	130	9'	2.7	-	200	-	-	-	-	-	-	3	2
CONVENTION CENTRE MAIN LEVEL C2																
MALI I	32' x 45'	9.8 x 13.7	1,440	134	14'	4.3	150	120	36	78	100	60	39	54	9	8
MALI II	32' x 45'	9.8 x 13.7	1,440	134	14'	4.3	150	120	36	78	100	60	39	54	9	8
MALI III	64' x 40'	19.5 x 12.2	2,560	238	14'	4.3	250	200	54	132	200	120	60	72	16	14
MALI IV	64' x 47'	19.5 x 14.3	3,008	279	14'	4.3	300	250	54	198	200	120	63	78	18	16
MALI I, II, III & IV	132' x 64'	40.2 x 19.5	8,448	785	14'	4.3	950	690	-	465	620	372	-	-	50	40
MALI FOYER I & II	-	-	1,072	93	16'	4.9	-	200	-	-	-	-	-	-	8	6
MALI FOYER I, III & IV	-	-	2,660	254	16'	4.9	-	350	-	-	-	-	-	-	16	14
MALI FOYER I, II, III & IV	-	-	3,732	347	16'	4.9	-	550	-	-	-	-	-	-	20	18
CONVENTION CENTRE LEVEL C1																
CAJOLET	23' x 11'	7 x 3.4	253	24	9'	2.7	20	-	12	12	20	12	-	-	1	1
CATHERINE	23' x 12'	7 x 3.7	276	26	9'	2.7	-	-	12	-	-	-	-	-	-	-
CHARIVARI	24' x 21'	7.3 x 6.4	504	47	9'	2.7	45	40	18	24	40	24	24	24	3	2
SAUTEUX	24' x 21'	7.3 x 6.4	504	47	9'	2.7	45	40	18	24	40	24	24	24	3	2
CORRIVEAU	24' x 21'	7.3 x 6.4	504	47	9'	2.7	45	40	18	24	40	24	24	24	3	2
CHARIVARI & SAUTEUX & CORRIVEAU	72' x 21'	21.9 x 6.4	1,512	140	9'	2.7	135	120	54	72	120	72	60	60	10	7
KIROUAC	22' x 22'	6.7 x 6.7	484	45	9'	2.7	40	40	18	21	30	18	22	24	2	2
LUTIN	23' x 11'	7 x 3.4	253	24	9'	2.7	20	-	12	9	20	12	-	-	1	1
MAILHOT	20' x 13'	6 x 4	260	24	9'	2.7	20	-	12	9	20	12	-	-	1	1
OUTARDES	22' x 23'	6.7 x 7	506	47	9'	2.7	40	50	18	24	40	24	22	24	3	2
PAGÉ	22' x 12'	6.7 x 3.7	264	25	9'	2.7	20	-	12	9	20	12	-	-	1	1
WABAN	23' x 13'	7 x 4	299	28	9'	2.7	-	-	10	-	-	-	-	-	-	-
WALBANO	24' x 21'	7.3 x 6.4	504	47	9'	2.7	45	40	18	24	40	24	24	24	3	2
C1 FOYER	-	-	2,970	276	9'	2.7	-	180	-	-	-	-	-	-	5	2
C1 OUTDOOR TERRACE	-	-	-	-	-	-	-	180	-	-	120	-	-	-	-	-